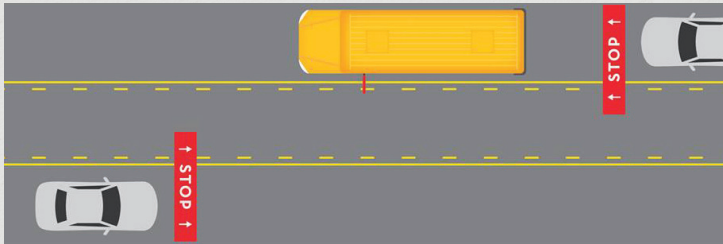


An aerial, halftone-style photograph of a multi-lane highway with several cars driving away from the viewer. The image is rendered in a black and white dot pattern.

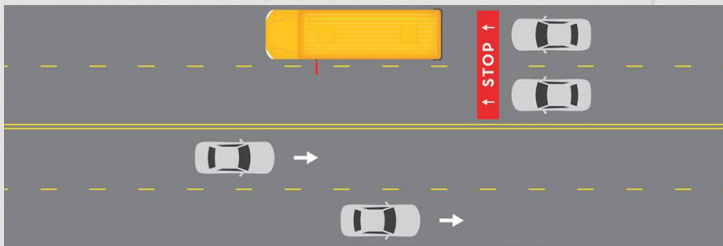
LET'S TALK DRIVING SAFETY

SCHOOL BUSES

Stop for a school bus when you see the red flashing lights and the stop arm extended. It's likely kids are getting on or off the bus so please do not go around the bus. Ignoring a school bus stop sign can result in a fine.



When a school bus is stopped with its stop arm extended on a two or three lane road, **all traffic in BOTH DIRECTIONS must stop.**



When a school bus is stopped with its stop arm extended on a road with four or more lanes, **only traffic FOLLOWING the bus must stop.**

CAR SEATS

REAR FACING

Children should be in a rear facing car seat until they are two years old (or until they weigh the highest weight limit allowed by the car seat manufacturer).

FORWARD FACING

Children should be in a forward facing car seat until approximately 4 years old or 40-65 pounds.

BOOSTER

Children should be in a booster from approximately four years old to at least 8 years old or 4'9".

The shoulder belt should lie snugly across the shoulder and chest and not cross the neck or face.

HOT CARS

- Never leave a child in an unattended car, even with the window down.
- Check to make sure all children leave the car when you reach your destination.
- Don't overlook sleeping infants.
- Teach children not to play in and around cars. Teach older children how to unlock the door if they accidentally become locked inside.
- The inside of the vehicle heats up fast, even if the windows are cracked. At 75 degrees outside, the inside of the car can quickly reach 94 degrees in 10 minutes, and 109 degrees in 30 minutes.

IMPAIRED DRIVING

HOW IDAHO'S DUI LAWS WORK.

Law enforcement officers are trained to detect a person driving under the influence (DUI). Each year, over 10,000 drivers are arrested in Idaho for DUI. If you drive under the influence, the chances are you will be arrested. If the police officer has cause to believe that you are driving under the influence, you will be asked to take a BAC test.

Under Idaho law, if you refuse, your driver's license will be taken away and your driving privileges will be suspended for 1 year along with a \$250 civil penalty. If the officer suspects you are using drugs, they can request an additional test to determine drug use.

HOW CAN YOU AVOID A DUI?

The best way to avoid a DUI is to not drink and drive. If you are with a group, designate a sober driver, use a ride share service like Uber or Lyft, or make arrangements before you go out drinking to have someone drive you home.

THE FUTURE LOOKS BETTER WITH YOU IN IT.

No one is safe when a person chooses to drive under the influence. We have a commitment to each other to drive sober. When it comes to family and friends, make sure they find a safe ride home, too. Safe roads are a shared responsibility, let's look out for each other.

IMPAIRED DRIVING

If you are found guilty of the **CRIMINAL** charge of driving under the influence, you are subject to the following penalties: (Idaho Code 18-8005)

THE FIRST DUI

- Misdemeanor violation
- Jail: up to 6 months
- Fines: up to \$1,000
- License suspension: 90 to 180 days

THE SECOND DUI (within 10 years)

- Misdemeanor violation
- Jail: 10 days mandatory, up to 1 year
- Fines: up to \$2,000
- License suspension: 1 year mandatory after release from confinement with no driving privileges of any kind.
- Ignition interlock mandatory

THE THIRD DUI (within 10 years)

- Felony violation
- Jail: 30 days mandatory, up to 5 years
- Fines: up to \$5,000
- License suspension: up to 5 years, 1 year mandatory after release from confinement with no driving privileges of any kind.
- Ignition interlock mandatory

There are enhanced penalties for BAC levels of 0.20% or greater.


GETTING PULLED OVER

SAFELY INTERACTING WITH A POLICE OFFICER:

STEP 1: PULLING OVER

After you see flashing lights behind you, use your turn signal to communicate that you are pulling over.

- Slowly pull over, in a safe location, out of traffic.
- Turn the radio or other music off.
- Put your vehicle in Park, with your foot off the brake pedal.
- Remain in the vehicle, unless the officer asks you to get out.
- Roll your window down all the way.
- Keep your seat belt on.
- **At night: turn your interior light on.**



If you are approaching an emergency vehicle on the side of the road, safely change lanes away from the emergency vehicle. If that is not possible, slow way down.

GETTING PULLED OVER

STEP 2: THE OFFICER APPROACHES YOUR VEHICLE

Put both hands on the steering wheel.

STEP 3: CONVERSATIONS WITH THE OFFICER

Allow the officer to start the conversation:

- Follow the officer's instructions.
- Answer all questions truthfully.
- Be patient about learning why you were pulled over — you'll get your answer.
- Reach for your license and other documents slowly, and only after the officer asks you to provide them.
- Be honest, courteous and polite.
- Do not drive away until the officer says it's OK to do so.
- **Be very careful pulling back into traffic.**

If an emergency vehicle (police, fire truck, ambulance) is driving behind you with lights on, you should pull over to the right side of the road until the emergency vehicle passes.

AGGRESSIVE DRIVING

IF CONFRONTED BY AN AGGRESSIVE DRIVER, YOU SHOULD:

- Get out of their way as soon as you can **SAFELY**.
- **STAY CALM** - Reaching your destination safely is your goal.
- **DO NOT** challenge them.
- **AVOID** eye contact.
- **IGNORE** gestures and don't return them.
- **REPORT** aggressive driving (vehicle description, license number, location)
- Always **BUCKLE UP** in case abrupt movements cause you to lose control of your vehicle.

If it leads to deliberate acts of violence this is Road Rage, which is a criminal act.

HOW TO REPORT AGGRESSIVE DRIVERS:

- 1. Call it in** - Find a safe place to call non-emergency dispatch 208.377.6790, or 911.
- 2. Gather the information** - Be prepared to provide the location, vehicle description and license plate number.



AGGRESSIVE DRIVING

LET'S SLOW IT DOWN AND DRIVE SAFELY

Aggressive driving contributes to half of Idaho's crashes - and puts everyone at risk. Let's look out for each other and commit to creating a safer community for all road users - from bicyclists and pedestrians to drivers and motorcyclists.

YOU ARE AN AGGRESSIVE DRIVER IF YOU:

- Ignore traffic signals
- Speed and tailgate
- Drive too fast for conditions
- Weave in and out of traffic
- Make improper lane changes frequently and abruptly
- Pass on the shoulder
- Make rude hand and facial gestures
- Scream, honk and flash lights

BASIC SAFETY & DRIVING TIPS.

ALWAYS WEAR A SEAT BELT

Buckle up when you get in your car. Statistics show that over half of all accident fatalities were passengers not using seat belts.

DRIVING IN THE RAIN

Turn off cruise control. Slow down. Always give extra room between vehicles. Avoid sudden movements such as overtaking. Turn on your headlights.

PRO TIP - If you hydroplane do not panic. Gently pump your breaks, steer into the skid and wait until you regain traction.

NIGHT DRIVING

Avoid driving while tired. Try to keep clear of two-lane highways. Use high beams only when appropriate. Keep your eyes moving and scan the area. Don't just focus on the middle of the road. Make sure your headlights are angled correctly. **PRO TIP** - Make sure to clean your car mirrors and all windows inside and out.



OBEY THE SPEED LIMIT

Speed limits are designed to balance road traffic safety and travel time. They also safeguard pedestrians, cyclists and motorcyclists who are more vulnerable to high speed collisions. Speed limits also reflect the design of the road including curves, visibility, and roadside development.

PRACTICE DEFENSIVE DRIVING

Key strategies for defensive driving are:

- **Stay Alert:** Keep your focus on the road and avoid distractions like phone use.
- **Maintain Safe Distance:** Keep a safe distance from the vehicle in front of you (3 seconds is recommended by safety experts).
- **Anticipate Hazards:** Be aware of your surroundings and anticipate potential hazards, such as pedestrians, cyclists, or sudden stops.
- **Use Mirrors Frequently:** Check your mirrors regularly to stay aware of other vehicles around you. **PRO TIP** - Know your car's blind spots.
- **Be Prepared to React:** Be ready to react to the unexpected actions of other drivers and the environment around you.

VEHICLE MAINTENANCE

It's your responsibility to keep up on car maintenance. Take your car for a service at least once a year. Brake pads, wiper blades, coolant, differential fluid, wheel alignment, and tire tread are all crucial things that impact your car's performance - get it checked regularly.

PRO TIP - If you are buying a used car from a small car dealer/private seller, ask if you can do a **P.P.I** (Pre Purchase Inspection) on it. It's an out-of-pocket cost but could save you thousands and will give you an overall view of the condition of the vehicle. Most often they will do a 100-150 point inspection, going over brakes, tires, fluids, transmission, electrical, cosmetic wear, etc.

- If they won't allow you to have this inspection done... **Walk away!**
- **Always** understand the type of car you are buying. Is it reliable? What is the average yearly cost on the vehicle? How many MPG does it get? Look for reports on the vehicle from the same year, do your research and factor this in.

IDAHO TRAFFIC DEATHS REACHED A 20 YEAR HIGH IN 2023

What played the biggest contributing factors to this?

DISTRACTED DRIVING

SPEEDING

OVER CORRECTING

FAILURE TO MAINTAIN LANE

IMPROPER OVERTAKING

DROVE LEFT OF CENTERLINE

FAILURE TO YIELD

INATTENTION

ALCOHOL/DRUG IMPAIRMENT

FAILURE TO OBEY A STOP SIGN OR SIGNAL